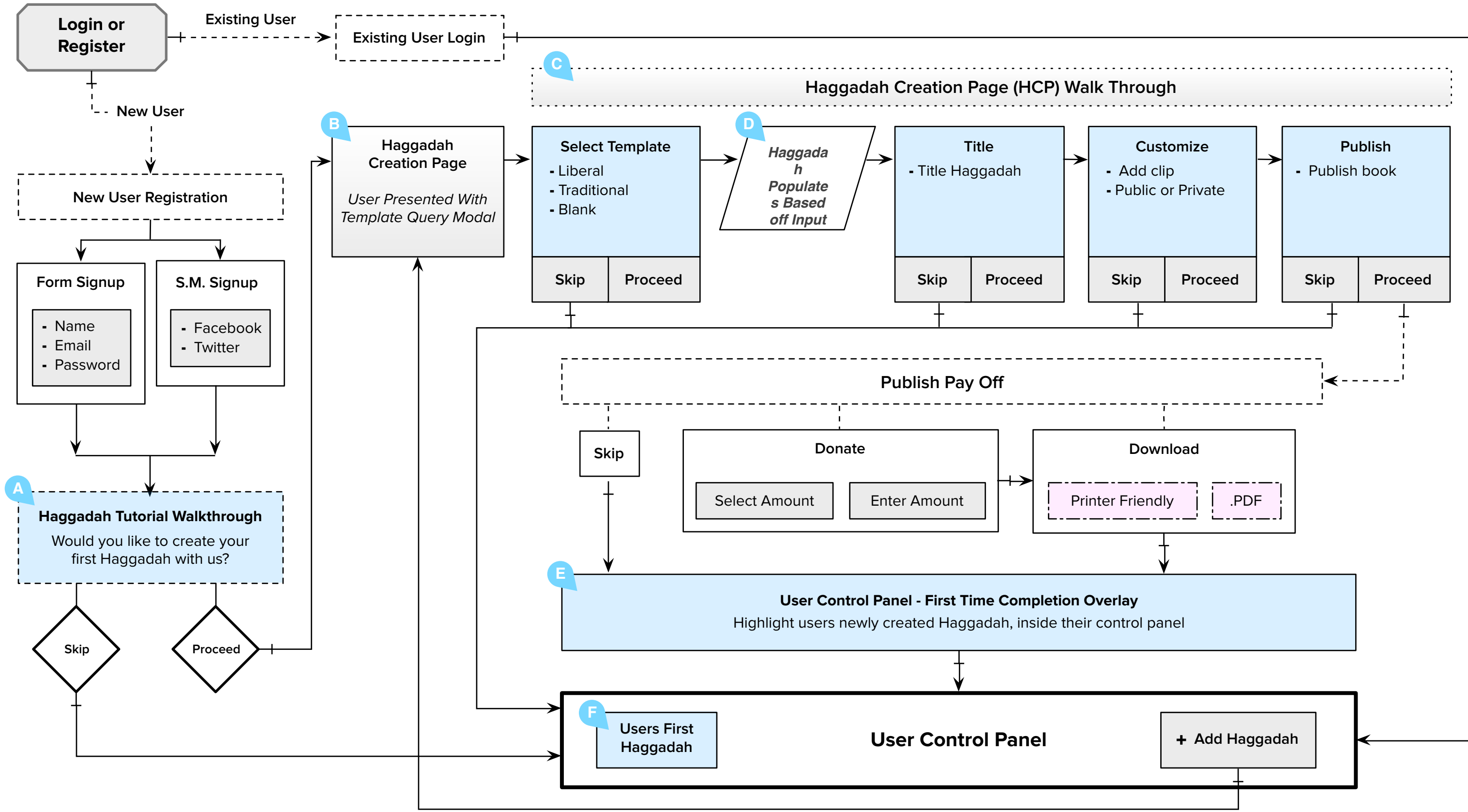


Haggadot User Onboarding Flow



Walkthrough

Modal Query



New Tab




Tutorial Overlay




Modal




One Way Path



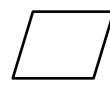
Conditional Path



Path



Result



Haggadot User Onboarding Flow Annotations:

- A.** A simple pop-up will be presented to the user, asking them if they want a walk through tutorial of the Haggadah creation process. If they say no, the new user is taken directly to their Control Panel and there is a sample Haggadah for them to view.
- B.** User is taken to a new Haggadah Creation Page, and presented with a modal overlay that prompts them to select a template: Traditional, Liberal, or Blank. When they select a template, the Haggadah populates with their choice. If they do not select a template or click outside the modal, the modal will close they are simply shown the new Haggadah Creation Page, containing a blank template.
- C.** This is a modal overlay that walks first time users through the Haggadah creation process. This only happens during initial account creation. A user is shown what to do via graphic overlays. If they “skip” any steps by clicking off of the overlay, the overlay process will stop and the user is simply shown the Haggadah Creation Page with any content added thus far. This technique can be seen on Basecamp.
- D.** When a user selects a template, all sections of the Haggadah populate with appropriate clips; the modal will close after the selection is made, population of content (clips) into the Haggadah is instant.
- E.** Simple overlay highlighting their newly made Haggadah. Haggadah will also have a “New” tab on it. This technique can be seen on Basecamp and InvisionApp.
- F.** The sample Haggadah, highlighted upon initial completion. Haggadah will have a “Sample” tab on it.